



BASANT VALLEY PUBLIC SCHOOL
SECTOR - 46, GURUGRAM

SUMMER HOLIDAY HOMEWORK
SESSION: 2023-24
CLASS - M2 (TULIP)



Note - Summer Vacations will start from 22 May 2023 to 2 July 2023 and School will reopen on 3rd July 2023.


Kindly submit the Holiday Homework by 4th July 2023.

Dear Parents,

We know you are looking forward to spend some constructive time with your child during the summer vacations. Here are some of the fun filled activities to utilize your valuable time. We hope that you will enjoy doing each activity with the child and make the holidays fruitful and exciting.

Some of the suggested activities for your child are -

1. Get up early in the morning and see the rising sun.
2. Go for a nature walk.
3. Feel the fresh air take a deep breath and do breathing exercise.
4. Hear the birds chirping.
5. Water the plants and feed the birds.



Tips for summer Break

Do's

1. Always start your day with prayers.
2. Drink lots of liquids like water, juice etc.
3. Wear cap and carry an umbrella when you move out day time.
4. Wish your elders and guests.
5. Always use these words - Thank you, sorry, please, Excuse me.
6. Help your parents at home by putting your things in place.

Don't do

1. Don't watch TV for long hours.
2. Don't eat junk food
3. Don't play in sun.

General Instructions

- 1) Bring Holidays Homework in a beautifully decorated folder.
- 2) Parents are requested to only guide their children while doing the assignment.
- 3) Project Homework will be assessed on the basis of neatness, creativity and originality of ideas.



ENGLISH

WORKSHEET - 1

THE LETTER "A"

Trace the letter



Apple

Tracing practice lines for the letter 'A'. The first row shows a solid black 'A' followed by four dashed 'A's for tracing. The subsequent four rows each contain five dashed 'A's for tracing. Each letter is positioned between a solid top line and a solid bottom line, with a dashed middle line for reference.

WORKSHEET - 2



Ball



Butterfly

B

B

B

B

B

B

B

B

B

B

B

B

B

B

B

B

B

B

B

B

WORKSHEET - 3

THE LETTER "C"



Trace the letters.

Cat

C

C

C

C

C

c

c

c

c

c

c

c

c

c

c

c

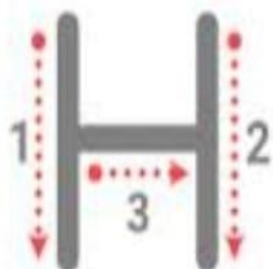
c

c

c

c

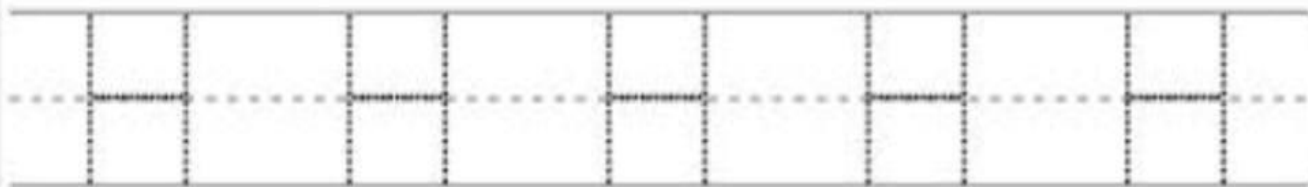



WORKSHEET - 4



Hat



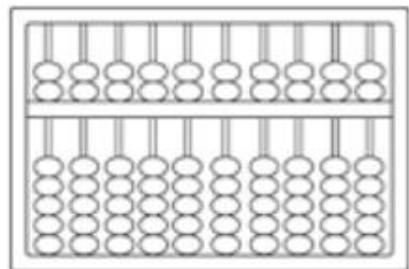
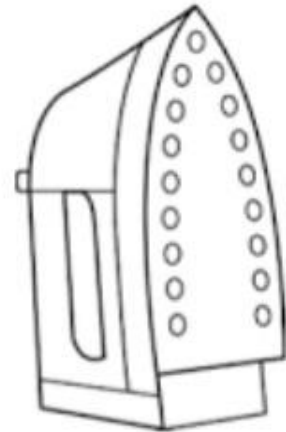
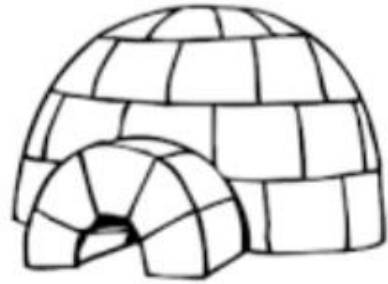
Hammer



WORKSHEET - 5

Colour the pictures that begin with the letter 'li' .

Ii



WORKSHEET - 6

L



Leaf

--	--	--	--	--	--

--	--	--	--	--	--

--	--	--	--	--	--

--	--	--	--	--	--

--	--	--	--	--	--

WORKSHEET-7

Color the picture



Tree



Tiger



Tortoise



Trace the letter




WORKSHEET - 8

Trace the Ts.



Color the T.



T is for Tree

Circle the Ts.


R D T C F T H G T H

WORKSHEET -9

Trace the Ts.



Color the T.



T is for Tree

Circle the Ts.

R D T C F T H G T H

MATHS

WORKSHEET - 1

"Count & ☐ the correct number"

Level 1



1 2 3 4 5



1 2 3 4 5



6 7 8 9 10



6 7 8 9 10



1 2 3 4 5



6 7 8 9 10



6 7 8 9 10



1 2 3 4 5

COUNTING (1-10)



WORKSHEET - 2

Count the stars on each balloon.
Match with the correct number.



6



4



5



2



3

WORKSHEET - 3

Count and match

Match each set of objects to the correct number.

7

5

2

9

8

3

1

6

10

4

1. A sun (1)

2. Four red leaves (4)

3. Two goldfish (2)

4. Five blue pencils (5)

5. Eight Siamese cats (8)

6. Five apples (5)

7. Ten sneakers (10)


8. Three baskets (3)

9. Six soccer balls (6)

10. Five blue birds (5)

WORKSHEET - 4

Make a match!



3

5

8

7

1

6

9

2



10

4



WORKSHEET - 5

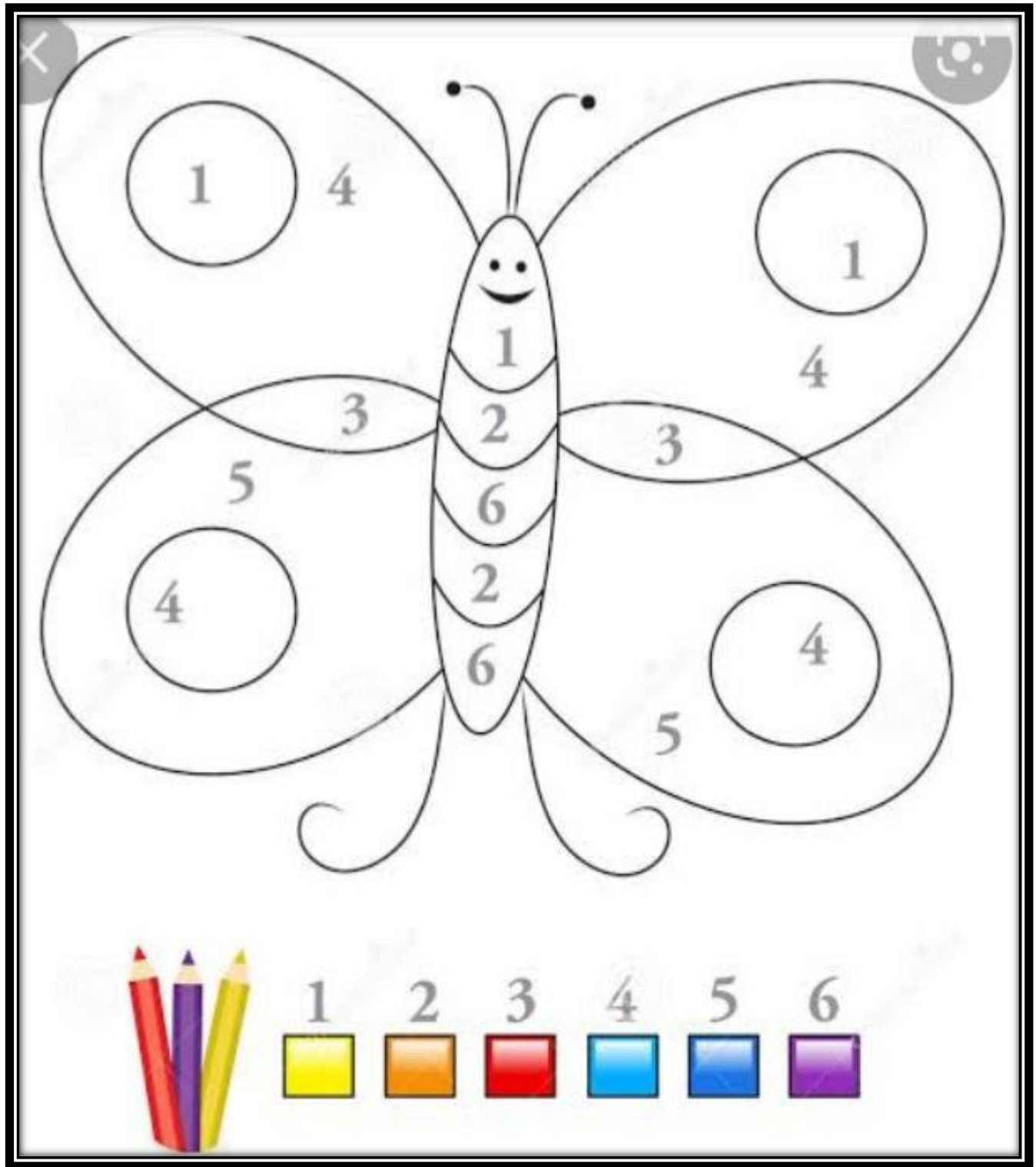
Colour according to the given color code



WORKSHEET - 6

1 •	1 1 1 1 1 1 1
2 ••	2 2 2 2 2 2
3 •••	3 3 3 3 3 3
4 ••••	4 4 4 4 4 4
5 •••••	5 5 5 5 5 5
6 •••••	6 6 6 6 6 6
7 •••••	7 7 7 7 7 7
8 •••••	8 8 8 8 8 8
9 •••••	9 9 9 9 9 9
10 •••••	10 10 10 10 10

WORKSHEET - 7



WORKSHEET - 8



Trace the numbers then cut and
stick the missing numbers 1-10



2	7	10	3	5
6	4	8	9	1


WORKSHEET - 9

Count the items and write in the box:



WORKSHEET - 10

Connect the Dots!



हिन्दी

WORKSHEET - 1

अ

अ

अ

अ

अ

अ

अ

आ

आ

आ

आ

आ

आ

आ

इ

इ

इ

इ

इ

इ

इ

ई

ई

ई

ई

ई

ई

ई

उ

उ

उ

उ

उ

उ

उ

ऊ

ऊ

ऊ

ऊ

ऊ

ऊ

ऊ

WORKSHEET - 2

सही स्वर पर गोला बनाओ



अ आ इ



इ अ आ



अ आ इ



अ आ इ



इ अ आ



इ आ अ



अ आ इ

WORKSHEET - 3

चित्र का सही वर्ण को ढूँढ कर गोला बनाओ



आ अ ऊ इ



इ ई ऊ ई



उ ऊ ई ई



आ उ इ उ



ऊ अ ऊ ई



ऊ अ आ अ

WORKSHEET - 4

हिंदी अक्षर को सही चित्र के साथ मिलाइए

Match the given Hindi letter with the correct picture

अ



आ



इ



ऊ



उ



ऋ



ॠ



WORKSHEET - 5

अ

से शुरू होने वाले चित्रों के नीचे सही का निशान लगायें।



आ

से शुरू होने वाले चित्रों के नीचे सही का निशान लगायें।




८ (8)




E.V.S

WORKSHEET - 1



WORKSHEET - 2

Trace the patterns



WORKSHEET - 3

Loops and Curves

Trace the dots and form loops and curves.

A

B

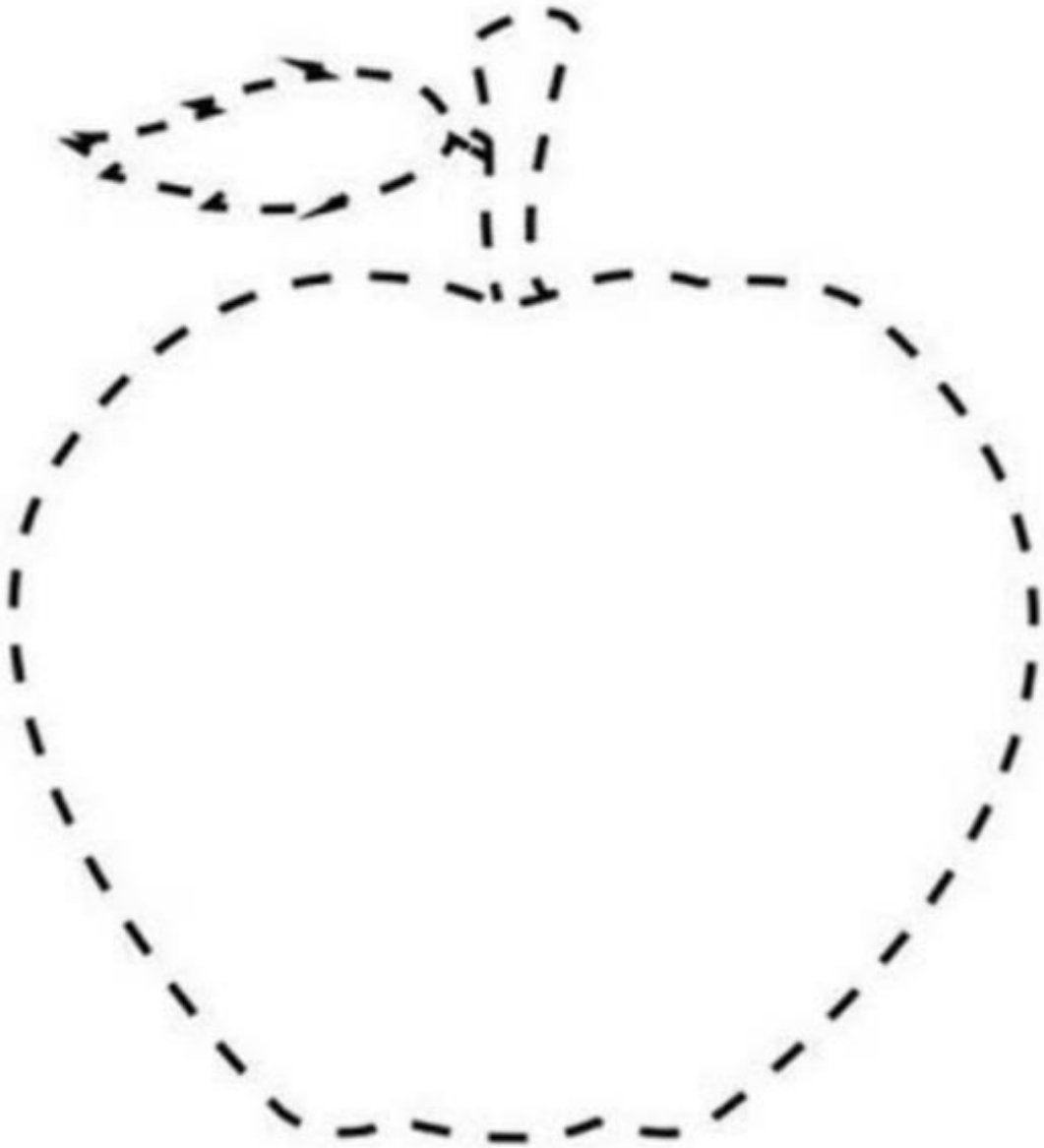


C




WORKSHEET - 4


Join the dotted lines to make an apple and colour it



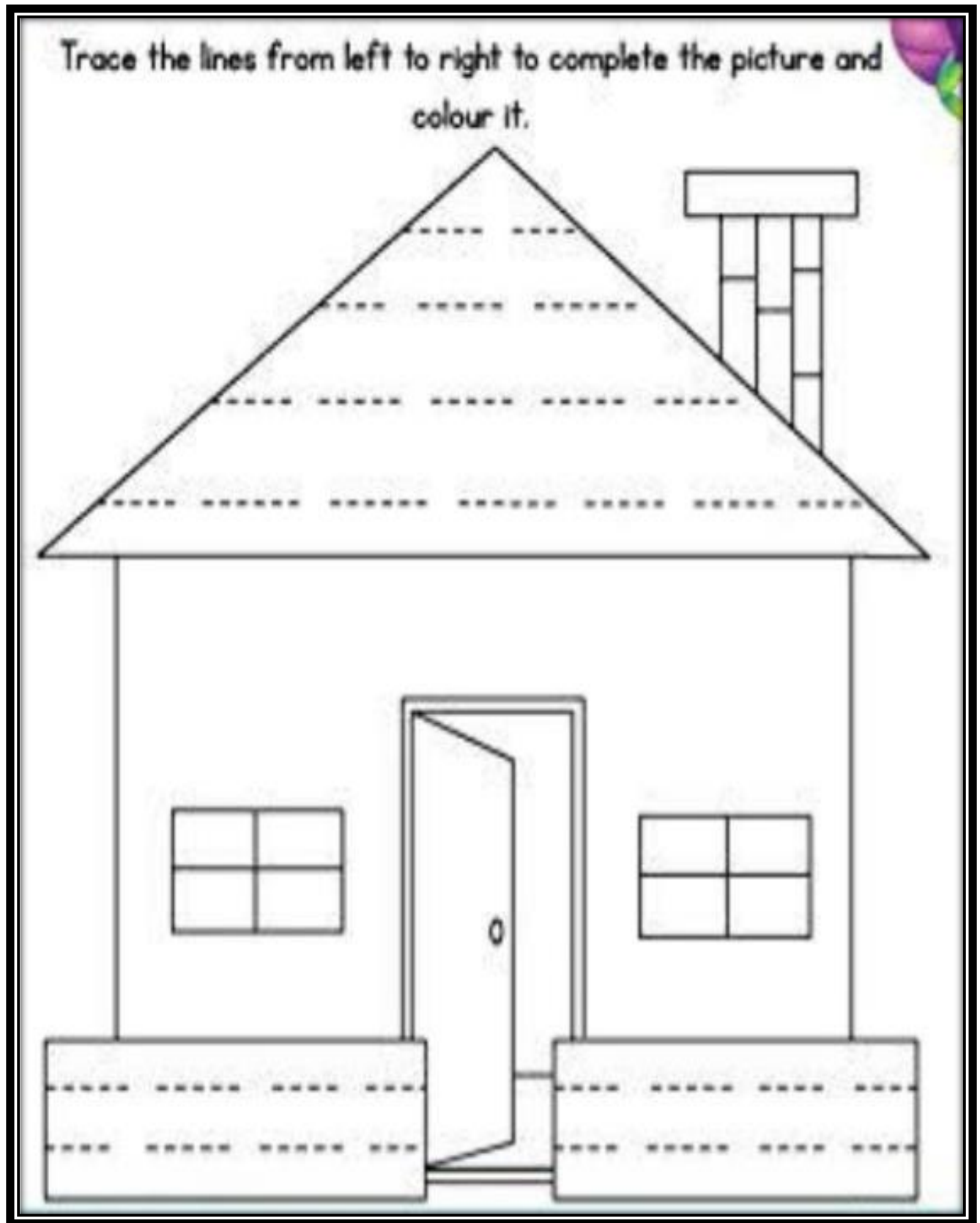
Color the Duck **YELLOW** and Carrot **RED**.



WORKSHEET - 6

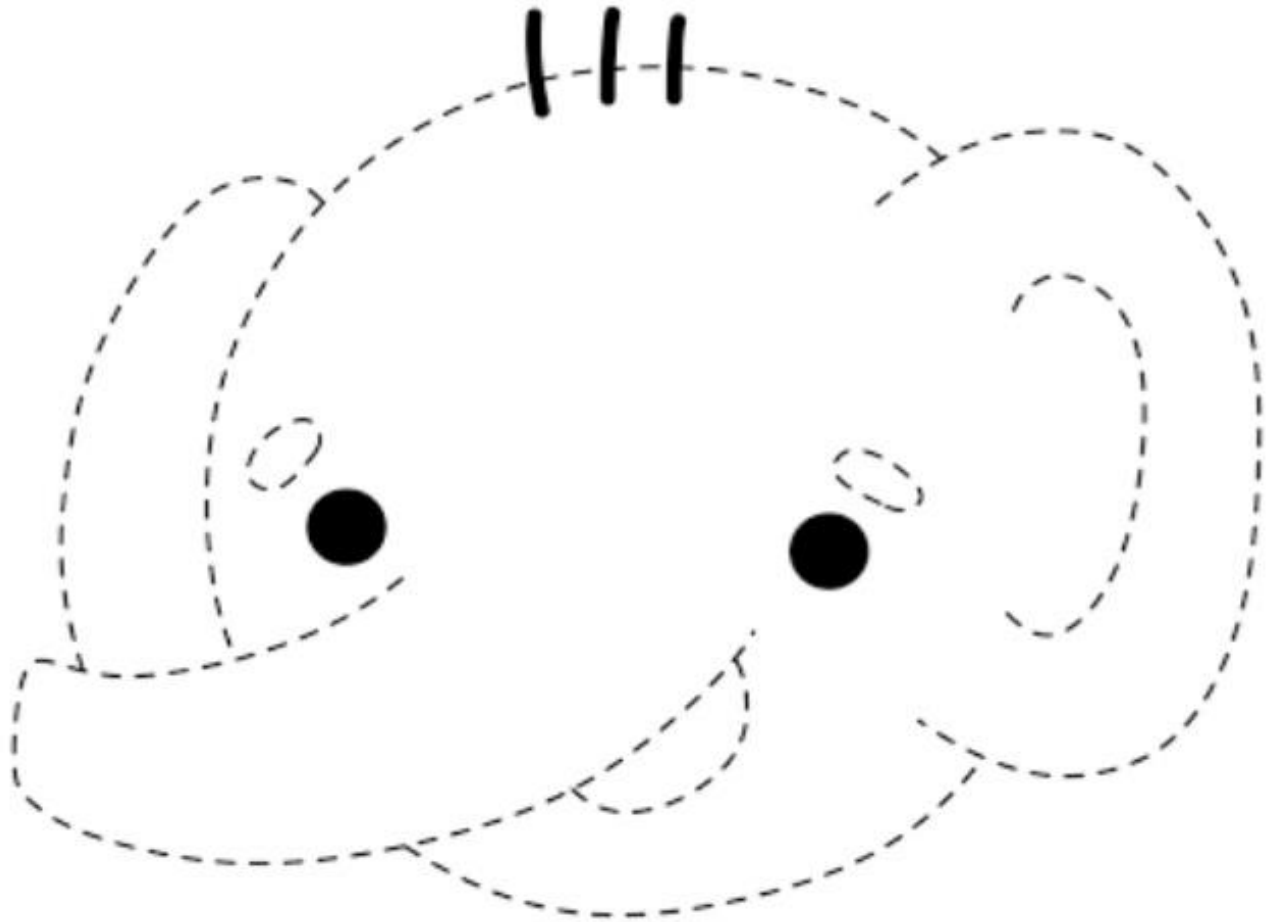


WORKSHEET - 7



WORKSHEET - 8

Trace and Color



WORKSHEET - 9



FRESH VEGETABLES



Fresh vegetables are packed with essential nutrients that we need to live and grow. Colour them brightly.



WORKSHEET - 10

Fruits

Colour the fruits you like to eat.



Patterns:-

Standing line, sleeping line, slanting line and curve line.

Make the child practice pattern with the help of crayons.

Number work:-

Oral counting 1 to 20

Make it interesting by activities like stringing beads, counting spoons, plates, glasses, toys etc.

E.V.S:-

Discuss colours (red, yellow, green, blue, orange) and shapes (square, rectangle, triangle and circle) in their environment.

- Take A4 sheets, assign 1 sheet for 1 colour only. Let the child past various things of 1 colour on 1 sheet only.
i.e. 1st sheet all things of red colour sheet 2 all things of blue colour, similarly help them to prepare these sheets.

Vocabulary and conversation:-

- Picture recognizing
- Encourage yours child to converse in English.
- Use of words:-

Good morning, good afternoon, good evening, good night ,
please, thank you, sorry, excuse me and may I.....

Role play:-

Let your child play the role of ice cream vender, shopkeeper, fruitseller and teacher etc. The parent be other party.

Do this conversation in English.

Basic G.K. (oral)

Self-Introduction , parts of body, good manners, colours, name of week days, name of months of year.

Handwriting practice:-

Hindi (अ से ऊ) & English (A,B,C,T,H,I,L) one page every day.

Bring this note book to class & submit this note book to the class teacher at the end of summer vacations.

Encourage your child
to do following basic
activities: -

Eat lunch and
breakfast on
your own

Wind up their
own toys



STAY HOME! STAY SAFE

